

PATA Italian Round, 11-12-13 May 2018

World Superbike - Results Race 2

Laps 19 = 93,784 Km - Time of Race 34'03.420 - Avg. 165,224 km/h

Imola Circuit 4.936 m

1 / 2

Pos	Race	Grid	No. Rider	Nat	Team	Bike	Class	LL	Gap	Fastest Lap	Speed	Qualifying		Ranking			
												Time	Speed	R1	R2	Tot	Pos
1	1	1	J. REA	GBR	Kawasaki Racing Team WorldSBK	Kawasaki ZX-10RR		19		1'46.898	279,3	1'45.797	279,3	25	25	209	1
2	3	7	C. DAVIES	GBR	Aruba.it Racing - Ducati	Ducati Panigale R		19	4.019	1'46.987	277,8	1'46.162	280,7	13	20	162	2
3	2	66	T. SYKES	GBR	Kawasaki Racing Team WorldSBK	Kawasaki ZX-10RR		19	9.530	1'47.566	273,6	1'46.109	277,1	20	16	137	3
4	5	12	X. FORES	ESP	Barni Racing Team	Ducati Panigale R	IND	19	14.159	1'47.630	275,0	1'46.689	275,0	11	13	124	5
5	7	81	J. TORRES	ESP	MV Agusta Reparto Corse	MV Agusta 1000 F4		19	15.479	1'47.900	277,1	1'46.820	275,0	2	11	52	9
6	10	22	A. LOWES	GBR	Pata Yamaha Official WorldSBK Team	Yamaha YZF R1		19	16.162	1'47.662	272,2	1'47.115	275,7	6	10	92	7
7	8	21	M. RINALDI	ITA	Aruba.it Racing - Junior Team	Ducati Panigale R	IND	19	17.197	1'47.870	271,5	1'46.853	276,4	9	9	39	12
8	14	54	T. RAZGATLIOGLU	TUR	Kawasaki Puccetti Racing	Kawasaki ZX-10RR	IND	19	17.554	1'47.806	273,6	1'48.020	275,7	5	8	58	8
9	6	50	E. LAVERTY	IRL	Milwaukee Aprilia	Aprilia RSV4 RF		19	22.331	1'48.196	275,7	1'46.692	277,8	4	7	27	16
10	16	36	L. MERCADO	ARG	Orelac Racing VerdNatura	Kawasaki ZX-10RR	IND	19	30.176	1'48.663	272,9	1'48.138	272,2	1	6	31	15
11	13	76	L. BAZ	FRA	GULF ALTHEA BMW Racing Team	BMW S 1000 RR		19	30.267	1'48.647	266,2	1'47.776	272,9	3	5	52	10
12	15	40	R. RAMOS	ESP	Team GoEleven Kawasaki	Kawasaki ZX-10RR	IND	19	40.061	1'48.596	273,6	1'48.086	272,9	4	3	32	14
13	21	68	Y. HERNANDEZ	COL	Team Pedercini Racing	Kawasaki ZX-10RR	IND	19	51.973	1'49.286	272,2	1'48.958	272,9	3	10	20	20
14	17	99	P. JACOBSEN	USA	TripleM Honda World Superbike Team	Honda CBR1000RR	IND	19	55.268	1'49.587	278,5	1'48.313	278,5	2	17	17	17
15	20	37	O. JEZEK	CZE	Guandalini Racing	Yamaha YZF R1	IND	19	1'09.455	1'50.048	268,8	1'48.606	270,2	1	3	22	22
16	11	91	L. HASLAM	GBR	Kawasaki Puccetti Racing	Kawasaki ZX-10RR	IND	19	1'43.833	1'47.885	270,2	1'47.547	272,2	7	7	21	21
-----Not Classified-----																	
RET	4	33	M. MELANDRI	ITA	Aruba.it Racing - Ducati	Ducati Panigale R		8	11 Laps	1'47.675	266,8	1'46.227	280,7	16		131	4
RET	12	60	M. VAN DER MARK	NED	Pata Yamaha Official WorldSBK Team	Yamaha YZF R1		8	11 Laps	1'47.707	269,5	1'47.710	275,7	10		113	6
RET	22	5	V. LEONOV	RUS	SPB Racing Team	Kawasaki ZX-10RR	IND	6	13 Laps	1'50.119	270,2	1'50.062	272,2				
RET	9	32	L. SAVADORI	ITA	Milwaukee Aprilia	Aprilia RSV4 RF		4	15 Laps	1'47.929	270,2	1'46.921	275,7	8		33	13
RET	19	45	J. GAGNE	USA	Red Bull Honda World Superbike Team	Honda CBR1000RR		4	15 Laps	1'49.224	261,7	1'48.518	270,9			17	18

AIR	Humidity:	41%	Temp:	25°C
TRACK	Condition:	Dry	Temp:	43°C

Records	Pole (SP2)	2016	C.Davies	1'45.598	168,28 Km/h
	Race (RC1)	2017	C.Davies	1'46.393	167,02 Km/h
	Circuit (SP2)	2016	C.Davies	1'45.598	168,28 Km/h
Race Fastest Lap	Lap 15	J.Rea	1'46.898	166,23 Km/h	

LAP LEADERS					
No.	Rider	From	To	Laps	Total
21	M. RINALDI	1	2	2	2
7	C. DAVIES	3	12	10	10
1	J. REA	13	19	7	7

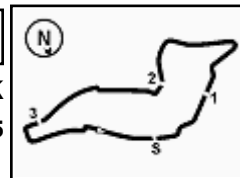
TOTAL LEADER LAPS					
No.	Rider	Laps	No.	Rider	Laps
1	J. REA	83	22	A. LOWES	2
66	T. SYKES	41	50	E. LAVERTY	2
7	C. DAVIES	34	25	D. FALZON	1
12	X. FORES	15	99	P. JACOBSEN	1
33	M. MELANDRI	9			
60	M. VAN DER MARK	9			
21	M. RINALDI	2			

Start 13:00 End 13:36 The results are provisional until the end of the time limit for protests and appeals and the completion of the technical checks.

13/05/2018

These data/results cannot be reproduced, stored and/or transmitted in whole or in part by any manner of electronic, mechanical, photocopying, recording, broadcasting or otherwise now known or herein after developed without the previous express consent by the copyright owner, except for reproduction in daily press and regular printed publications on sale to the public within 60 days of the event related to those data/results and always provided that copyright symbol appears together as follows below.

© DORNA WSBK ORGANIZATION Srl 2018



PATA Italian Round, 11-12-13 May 2018 World Superbike - Results Race 2

Race Highlights

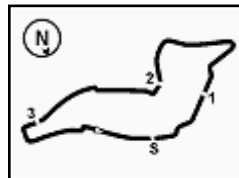
Time	No. Rider	Description
12.57.56		Warm-up Lap Start
13.00.38		Start
13.02.34		No Jump Start
13.05.47	22 Lowes	On the Gravel - Re-Joined - Turn 14
13.09.34	32 Savadori	Crashed - Turn 18
13.09.52	45 Gagne	Entered Pits
13.10.26	32 Savadori	Out
13.11.19	45 Gagne	Retired
13.13.31	5 Leonov	Entered Pits
13.14.19	5 Leonov	Retired
13.15.15	40 Ramos	On the Gravel - Re-Joined - Turn 18
13.16.46	33 Melandri	Crashed - Turn 18
13.16.46	60 van der Mark	Crashed - Turn 18
13.17.41	60 van der Mark	Out
13.17.45	33 Melandri	Out
13.19.59		Incident Involving #33 and #60 investigated after the race
13.32.10	91 Haslam	On the Gravel - Re-Joined - Turn 7
13.36.39		End Of Session

Start End The results are provisional until the end of the time limit for protests and appeals
13/05/2018 13:00 13:36 and the completion of the technical checks.

These data/results cannot be reproduced, stored and/or transmitted in whole or in part by any manner of electronic, mechanical, photocopying, recording, broadcasting or otherwise now known or herein after developed without the previous express consent by the copyright owner, except for reproduction in daily press and regular printed publications on sale to the public within 60 days of the event related to those data/results and always provided that copyright symbol appears together as follows below.

© DORNA WSBK ORGANIZATION Srl 2018





Imola Circuit 4.936 m

1 / 3

PATA Italian Round, 11-12-13 May 2018
World Superbike - Lap Chart Race 2

		Lap																		
	1	2	3	4	5	6	7	8	9	10	11	12	13	14	15	16	17	18	19	
1	21	21	7	7	7	7	7	7	7	7	7	7	1	1	1	1	1	1	1	1
2	7	7	21	1	1	1	1	1	1	1	1	1	7	7	7	7	7	7	7	7
3	12	12	12	21	12	12	12	12	12	12	12	12	12	12	12	12	66	66	66	66
4	60	60	1	12	21	33	33	33	33	66	66	66	66	66	66	66	12	12	12	12
5	33	1	60	60	33	60	60	60	60	21	21	21	21	21	21	21	81	81	81	81
6	1	33	33	33	60	66	66	66	66	81	81	81	81	81	81	81	22	22	22	22
7	66	66	66	66	66	21	21	21	22	22	22	22	22	22	22	22	22	21	21	21
8	32	22	32	32	81	81	81	81	91	91	91	91	91	91	91	91	54	54	54	54
9	22	32	81	81	91	91	22	22	54	54	54	54	54	54	54	54	91	50	50	50
10	81	81	91	91	54	22	91	91	50	50	50	50	50	50	50	50	50	36	36	36
11	91	91	54	54	22	54	54	54	36	36	36	36	36	36	36	36	36	76	76	76
12	54	54	50	50	50	50	50	50	76	76	76	76	76	76	76	76	76	40	40	40
13	50	50	22	22	36	36	36	36	40	40	40	40	40	40	40	40	40	68	68	68
14	36	36	36	36	76	76	76	76	68	68	68	68	68	68	68	68	68	99	99	99
15	76	76	76	76	40	40	40	40	37	37	37	37	37	37	99	99	99	37	37	37
16	68	40	40	40	68	68	68	68	99	99	99	99	99	37	37	37	37	91	91	91
17	40	68	68	68	99	99	99	37												
18	45	45	45	45	37	37	37	99												
19	99	99	99	99	5	5														
20	5	5	5	5																
21	37	37	37	37																

Final Result		
1	1 J. REA	Laps 19
2	7 C. DAVIES	4.019
3	66 T. SYKES	9.530
4	12 X. FORES	14.159
5	81 J. TORRES	15.479
6	22 A. LOWES	16.162
7	21 M. RINALDI	17.197
8	54 T. RAZGATLIOGLU	17.554
9	50 E. LAVERTY	22.331
10	36 L. MERCADO	30.176
11	76 L. BAZ	30.267
12	40 R. RAMOS	40.061
13	68 Y. HERNANDEZ	51.973
14	99 P. JACOBSEN	55.268
15	37 O. JEZEK	1'09.455
16	91 L. HASLAM	1'43.833
RET	33 M. MELANDRI	11 Laps
RET	60 M. VAN DER MARK	11 Laps
RET	5 V. LEONOV	13 Laps
RET	32 L. SAVADORI	15 Laps
RET	45 J. GAGNE	15 Laps

13/05/2018

These data/results cannot be reproduced, stored and/or transmitted in whole or in part by any manner of electronic, mechanical, photocopying, recording, broadcasting or otherwise now known or herein after developed without the previous express consent by the copyright owner, except for reproduction in daily press and regular printed publications on sale to the public within 60 days of the event related to those data/results and always provided that copyright symbol appears together as follows below.

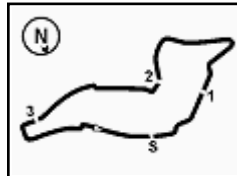
© DORNA WSBK ORGANIZATION Srl 2018

FCR PERIGIA TIMING


Official Tyre Supplier



Official Timekeeper



Imola Circuit 4.936 m

2 / 3

PATA Italian Round, 11-12-13 May 2018
World Superbike - Lap Chart Race 2
Lap 1

1	21	M.Rinaldi	13:02'23.381
2	7	C.Davies	0.386
3	12	X.Fores	0.832
4	60	M.van der Mark	1.056
5	33	M.Melandri	1.406
6	1	J.Rea	1.760
7	66	T.Sykes	2.033
8	32	L.Savadori	2.262
9	22	A.Lowes	2.915
10	81	J.Torres	3.058
11	91	L.Haslam	3.348
12	54	T.Razgatioglu	3.565
13	50	E.Laverty	3.806
14	36	L.Mercado	4.192
15	76	L.Baz	4.300
16	68	Y.Hernandez	5.266
17	40	R.Ramos	5.481
18	45	J.Gagne	5.561
19	99	P.Jacobsen	5.855
20	5	V.Leonov	6.162
21	37	O.Jezek	6.544

5	60	M.van der Mark	1.543
6	33	M.Melandri	1.689
7	66	T.Sykes	2.521
8	32	L.Savadori	3.129
9	81	J.Torres	4.618
10	91	L.Haslam	5.004
11	54	T.Razgatioglu	5.271
12	50	E.Laverty	5.639
13	22	A.Lowes	5.787
14	36	L.Mercado	6.666
15	76	L.Baz	7.207
16	40	R.Ramos	8.284
17	68	Y.Hernandez	9.920
18	45	J.Gagne	10.358
19	99	P.Jacobsen	12.075
20	5	V.Leonov	13.101
21	37	O.Jezek	13.626

Lap 5

1	7	C.Davies	13:09'34.232
2	1	J.Rea	0.291
3	12	X.Fores	2.016
4	21	M.Rinaldi	2.605
5	33	M.Melandri	2.797
6	60	M.van der Mark	3.094
7	66	T.Sykes	3.546
8	81	J.Torres	6.099
9	91	L.Haslam	6.397
10	54	T.Razgatioglu	6.767
11	22	A.Lowes	7.155
12	50	E.Laverty	7.629
13	36	L.Mercado	8.456
14	76	L.Baz	9.282
15	40	R.Ramos	9.985
16	68	Y.Hernandez	12.423
17	99	P.Jacobsen	15.159
18	37	O.Jezek	17.133
19	5	V.Leonov	17.536

Lap 6

1	7	C.Davies	13:11'21.651
2	1	J.Rea	0.186
3	12	X.Fores	2.619
4	33	M.Melandri	3.339
5	60	M.van der Mark	3.770
6	66	T.Sykes	4.253
7	21	M.Rinaldi	4.720
8	81	J.Torres	6.938
9	91	L.Haslam	7.513
10	22	A.Lowes	7.792
11	54	T.Razgatioglu	8.183
12	50	E.Laverty	8.726
13	36	L.Mercado	9.700
14	76	L.Baz	10.566
15	40	R.Ramos	11.498
16	68	Y.Hernandez	15.082
17	99	P.Jacobsen	17.798
18	37	O.Jezek	19.890
19	5	V.Leonov	20.850

Lap 7

1	7	C.Davies	13:13'09.377
2	1	J.Rea	0.075
3	12	X.Fores	2.973
4	33	M.Melandri	3.373
5	60	M.van der Mark	3.751
6	66	T.Sykes	4.350
7	21	M.Rinaldi	5.194
8	81	J.Torres	7.323
9	22	A.Lowes	7.910
10	91	L.Haslam	8.429
11	54	T.Razgatioglu	8.847
12	50	E.Laverty	9.507
13	36	L.Mercado	10.739
14	76	L.Baz	11.487

Lap 8

1	7	C.Davies	13:14'56.895
2	1	J.Rea	0.091
3	12	X.Fores	3.540
4	33	M.Melandri	3.778
5	60	M.van der Mark	4.165
6	66	T.Sykes	4.719
7	21	M.Rinaldi	5.985
8	81	J.Torres	7.774
9	22	A.Lowes	8.054
10	91	L.Haslam	9.147
11	54	T.Razgatioglu	9.500
12	50	E.Laverty	10.401
13	36	L.Mercado	12.058
14	76	L.Baz	12.653
15	40	R.Ramos	16.697
16	68	Y.Hernandez	20.814
17	37	O.Jezek	25.651
18	99	P.Jacobsen	26.729

Lap 9

1	7	C.Davies	13:16'44.485
2	1	J.Rea	0.073
3	12	X.Fores	4.322
4	66	T.Sykes	5.107
5	21	M.Rinaldi	6.633
6	81	J.Torres	8.492
7	22	A.Lowes	9.109
8	91	L.Haslam	9.612
9	54	T.Razgatioglu	10.194
10	50	E.Laverty	11.096
11	36	L.Mercado	13.647
12	76	L.Baz	13.937
13	40	R.Ramos	18.851
14	68	Y.Hernandez	23.604
15	37	O.Jezek	28.798
16	99	P.Jacobsen	29.389

Lap 10

1	7	C.Davies	13:18'31.850
2	1	J.Rea	0.137
3	12	X.Fores	4.820
4	66	T.Sykes	5.437
5	21	M.Rinaldi	7.548
6	81	J.Torres	9.032
7	22	A.Lowes	9.709
8	91	L.Haslam	10.132
9	54	T.Razgatioglu	10.635
10	50	E.Laverty	11.927
11	36	L.Mercado	15.393
12	76	L.Baz	15.640
13	40	R.Ramos	20.519
14	68	Y.Hernandez	26.561
15	37	O.Jezek	31.706
16	99	P.Jacobsen	32.354

Lap 11

1	7	C.Davies	13:20'19.647
2	1	J.Rea	0.007
3	12	X.Fores	4.933
4	66	T.Sykes	5.729
5	21	M.Rinaldi	7.860
6	81	J.Torres	9.156
7	22	A.Lowes	9.581
8	91	L.Haslam	10.390
9	54	T.Razgatioglu	10.879
10	50	E.Laverty	12.718
11	36	L.Mercado	16.802
12	76	L.Baz	17.031

Lap 12

1	7	C.Davies	13:22'07.745
2	1	J.Rea	0.052
3	12	X.Fores	4.720
4	66	T.Sykes	5.517
5	21	M.Rinaldi	8.197
6	81	J.Torres	8.958
7	22	A.Lowes	9.262
8	91	L.Haslam	10.186
9	54	T.Razgatioglu	10.664
10	50	E.Laverty	13.017
11	36	L.Mercado	17.464
12	76	L.Baz	17.898
13	40	R.Ramos	22.512
14	68	Y.Hernandez	31.015
15	37	O.Jezek	36.046
16	99	P.Jacobsen	36.375

Lap 13

1	1	J.Rea	13:23'54.912
2	7	C.Davies	0.610
3	12	X.Fores	5.785
4	66	T.Sykes	6.364
5	21	M.Rinaldi	9.073
6	81	J.Torres	9.992
7	22	A.Lowes	10.661
8	91	L.Haslam	10.976
9	54	T.Razgatioglu	11.710
10	50	E.Laverty	14.487
11	36	L.Mercado	19.460
12	76	L.Baz	19.776
13	40	R.Ramos	24.586
14	68	Y.Hernandez	33.897
15	37	O.Jezek	39.092
16	99	P.Jacobsen	39.402

Lap 14

1	1	J.Rea	13:25'41.830
2	7	C.Davies	1.301
3	12	X.Fores	6.596
4	66	T.Sykes	7.459
5	21	M.Rinaldi	10.340
6	81	J.Torres	11.043
7	22	A.Lowes	11.745
8	91	L.Haslam	11.997
9	54	T.Razgatioglu	12.635
10	50	E.Laverty	15.950
11	36	L.Mercado	21.685
12	76	L.Baz	22.137
13	40	R.Ramos	26.637
14	68	Y.Hernandez	36.731
15	99	P.Jacobsen	42.428
16	37	O.Jezek	42.789

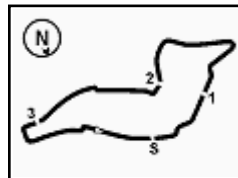
Lap 15

1	1	J.Rea	13:27'28.728
2	7	C.Davies	2.010
3	12	X.Fores	7.925
4	66	T.Sykes	8.403
5	21	M.Rinaldi	11.780
6	81	J.Torres	12.178
7	22	A.Lowes	13.042
8	91	L.Haslam	13.291
9	54	T.Razgatioglu	14.118
10	50	E.Laverty	17.507
11	36	L.Mercado	23.839
12	76	L.Baz	24.403
13	40	R.Ramos	28.511
14	68	Y.Hernandez	39.973

13/05/2018

These data/results cannot be reproduced, stored and/or transmitted in whole or in part by any manner of electronic, mechanical, photocopying, recording, broadcasting or otherwise now known or herein after developed without the previous express consent by the copyright owner, except for reproduction in daily press and regular printed publications on sale to the public within 60 days of the event related to those data/results and always provided that copyright symbol appears together as follows below.

© DORNA WSBK ORGANIZATION Srl 2018



Imola Circuit 4.936 m

3 / 3

15	99	P.Jacobsen	45.117
16	37	O.Jezek	46.782

Lap 16

1	1	J.Rea	13:29'16.073
2	7	C.Davies	2.151
3	12	X.Fores	8.749
4	66	T.Sykes	8.908
5	21	M.Rinaldi	13.110
6	81	J.Torres	13.303
7	22	A.Lowes	13.862
8	91	L.Haslam	14.127
9	54	T.Razgatioglu	14.952
10	50	E.Lavery	18.372
11	36	L.Mercado	25.417
12	76	L.Baz	25.940
13	40	R.Ramos	30.313
14	68	Y.Hernandez	43.019
15	99	P.Jacobsen	47.583
16	37	O.Jezek	50.975

Lap 17

1	1	J.Rea	13:31'03.359
2	7	C.Davies	2.535
3	66	T.Sykes	9.188
4	12	X.Fores	9.763
5	81	J.Torres	14.431
6	22	A.Lowes	14.999
7	21	M.Rinaldi	15.693
8	54	T.Razgatioglu	15.855
9	91	L.Haslam	17.371
10	50	E.Lavery	19.626
11	36	L.Mercado	27.134
12	76	L.Baz	27.543
13	40	R.Ramos	32.730
14	68	Y.Hernandez	45.799
15	99	P.Jacobsen	50.308
16	37	O.Jezek	54.667

Lap 18

1	1	J.Rea	13:32'50.836
2	7	C.Davies	2.460
3	66	T.Sykes	9.318
4	12	X.Fores	9.916
5	81	J.Torres	15.023
6	22	A.Lowes	15.416
7	21	M.Rinaldi	16.937
8	54	T.Razgatioglu	17.144
9	50	E.Lavery	20.899
10	36	L.Mercado	28.445
11	76	L.Baz	28.896
12	40	R.Ramos	35.723
13	68	Y.Hernandez	48.957
14	99	P.Jacobsen	52.640
15	37	O.Jezek	1'00.390
16	91	L.Haslam	1'30.114

Lap 19

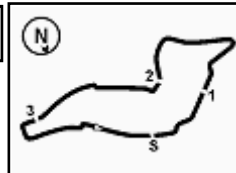
1	1	J.Rea	13:34'38.459
2	7	C.Davies	4.019
3	66	T.Sykes	9.530
4	12	X.Fores	14.159
5	81	J.Torres	15.479
6	22	A.Lowes	16.162
7	21	M.Rinaldi	17.197
8	54	T.Razgatioglu	17.554
9	50	E.Lavery	22.331
10	36	L.Mercado	30.176
11	76	L.Baz	30.267
12	40	R.Ramos	40.061
13	68	Y.Hernandez	51.973
14	99	P.Jacobsen	55.268
15	37	O.Jezek	1'09.455
16	91	L.Haslam	1'43.833

13/05/2018

These data/results cannot be reproduced, stored and/or transmitted in whole or in part by any manner of electronic, mechanical, photocopying, recording, broadcasting or otherwise now known or herein after developed without the previous express consent by the copyright owner, except for reproduction in daily press and regular printed publications on sale to the public within 60 days of the event related to those data/results and always provided that copyright symbol appears together as follows below.

© DORNA WSBK ORGANIZATION Srl 2018





Imola Circuit 4.936 m

PATA Italian Round, 11-12-13 May 2018 World Superbike - Best Sectors & Speed Race 2

RESULTS

1	1 J. REA	Kawasaki ZX-10RR	Laps 19
2	7 C. DAVIES	Ducati Panigale R	4.019
3	66 T. SYKES	Kawasaki ZX-10RR	9.530
4	12 X. FORES	Ducati Panigale R	14.159
5	81 J. TORRES	MV Agusta 1000 F4	15.479
6	22 A. LOWES	Yamaha YZF R1	16.162
7	21 M. RINALDI	Ducati Panigale R	17.197
8	54 T. RAZGATLIOGLU	Kawasaki ZX-10RR	17.554
9	50 E. LAVERTY	Aprilia RSV4 RF	22.331
10	36 L. MERCADO	Kawasaki ZX-10RR	30.176
11	76 L. BAZ	BMW S 1000 RR	30.267
12	40 R. RAMOS	Kawasaki ZX-10RR	40.061
13	68 Y. HERNANDEZ	Kawasaki ZX-10RR	51.973
14	99 P. JACOBSEN	Honda CBR1000RR	55.268
15	37 O. JEZEK	Yamaha YZF R1	1'09.455
16	91 L. HASLAM	Kawasaki ZX-10RR	1'43.833
RET	33 M. MELANDRI	Ducati Panigale R	11 Laps
RET	60 M. VAN DER MARK	Yamaha YZF R1	11 Laps
RET	5 V. LEONOV	Kawasaki ZX-10RR	13 Laps
RET	32 L. SAVADORI	Aprilia RSV4 RF	15 Laps
RET	45 J. GAGNE	Honda CBR1000RR	15 Laps

SPEED

1	1 J. REA	Kawasaki ZX-10RR	279,3
2	99 P. JACOBSEN	Honda CBR1000RR	278,5
3	7 C. DAVIES	Ducati Panigale R	277,8
4	81 J. TORRES	MV Agusta 1000 F4	277,1
5	50 E. LAVERTY	Aprilia RSV4 RF	275,7
6	12 X. FORES	Ducati Panigale R	275,0
7	40 R. RAMOS	Kawasaki ZX-10RR	273,6
8	54 T. RAZGATLIOGLU	Kawasaki ZX-10RR	273,6
9	66 T. SYKES	Kawasaki ZX-10RR	273,6
10	36 L. MERCADO	Kawasaki ZX-10RR	272,9
11	68 Y. HERNANDEZ	Kawasaki ZX-10RR	272,2
12	22 A. LOWES	Yamaha YZF R1	272,2
13	21 M. RINALDI	Ducati Panigale R	271,5
14	5 V. LEONOV	Kawasaki ZX-10RR	270,2
15	32 L. SAVADORI	Aprilia RSV4 RF	270,2
16	91 L. HASLAM	Kawasaki ZX-10RR	270,2
17	60 M. VAN DER MARK	Yamaha YZF R1	269,5
18	37 O. JEZEK	Yamaha YZF R1	268,8
19	33 M. MELANDRI	Ducati Panigale R	266,8
20	76 L. BAZ	BMW S 1000 RR	266,2
21	45 J. GAGNE	Honda CBR1000RR	261,7

SEG. 1

1	1 J. REA	22.758
2	7 C. DAVIES	22.804
3	66 T. SYKES	22.810
4	21 M. RINALDI	22.816
5	33 M. MELANDRI	22.819
6	12 X. FORES	22.839
7	32 L. SAVADORI	22.844
8	60 M. VAN DER MARK	22.890
9	22 A. LOWES	22.911
10	81 J. TORRES	22.937
11	50 E. LAVERTY	22.941
12	54 T. RAZGATLIOGLU	22.941
13	36 L. MERCADO	22.987
14	91 L. HASLAM	23.088
15	40 R. RAMOS	23.106
16	76 L. BAZ	23.108
17	99 P. JACOBSEN	23.136
18	68 Y. HERNANDEZ	23.204
19	45 J. GAGNE	23.207
20	37 O. JEZEK	23.384
21	5 V. LEONOV	23.414

SEG. 2

1	22 A. LOWES	33.334
2	7 C. DAVIES	33.409
3	1 J. REA	33.422
4	66 T. SYKES	33.513
5	21 M. RINALDI	33.548
6	12 X. FORES	33.601
7	81 J. TORRES	33.632
8	33 M. MELANDRI	33.642
9	60 M. VAN DER MARK	33.651
10	32 L. SAVADORI	33.656
11	91 L. HASLAM	33.662
12	54 T. RAZGATLIOGLU	33.747
13	76 L. BAZ	33.839
14	50 E. LAVERTY	33.879
15	36 L. MERCADO	33.906
16	40 R. RAMOS	33.914
17	45 J. GAGNE	34.146
18	68 Y. HERNANDEZ	34.147
19	37 O. JEZEK	34.245
20	5 V. LEONOV	34.380
21	99 P. JACOBSEN	34.410

SEG. 3

1	1 J. REA	28.022
2	7 C. DAVIES	28.197
3	66 T. SYKES	28.323
4	12 X. FORES	28.393
5	22 A. LOWES	28.409
6	91 L. HASLAM	28.436
7	54 T. RAZGATLIOGLU	28.460
8	60 M. VAN DER MARK	28.483
9	81 J. TORRES	28.487
10	50 E. LAVERTY	28.507
11	32 L. SAVADORI	28.526
12	21 M. RINALDI	28.543
13	33 M. MELANDRI	28.567
14	36 L. MERCADO	28.670
15	40 R. RAMOS	28.671
16	76 L. BAZ	28.716
17	99 P. JACOBSEN	28.840
18	45 J. GAGNE	28.928
19	68 Y. HERNANDEZ	28.949
20	37 O. JEZEK	28.988
21	5 V. LEONOV	29.218

SEG. 4

1	1 J. REA	22.341
2	7 C. DAVIES	22.450
3	22 A. LOWES	22.478
4	12 X. FORES	22.484
5	54 T. RAZGATLIOGLU	22.492
6	91 L. HASLAM	22.499
7	66 T. SYKES	22.538
8	33 M. MELANDRI	22.546
9	32 L. SAVADORI	22.554
10	60 M. VAN DER MARK	22.569
11	81 J. TORRES	22.588
12	21 M. RINALDI	22.615
13	50 E. LAVERTY	22.626
14	36 L. MERCADO	22.640
15	76 L. BAZ	22.649
16	40 R. RAMOS	22.653
17	45 J. GAGNE	22.849
18	68 Y. HERNANDEZ	22.859
19	5 V. LEONOV	22.976
20	37 O. JEZEK	23.020
21	99 P. JACOBSEN	23.037

13/05/2018

These data/results cannot be reproduced, stored and/or transmitted in whole or in part by any manner of electronic, mechanical, photocopying, recording, broadcasting or otherwise now known or herein after developed without the previous express consent by the copyright owner, except for reproduction in daily press and regular printed publications on sale to the public within 60 days of the event related to those data/results and always provided that copyright symbol appears together as follows below.

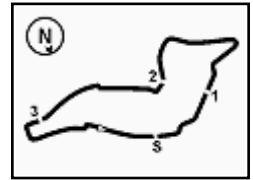
© DORNA WSBK ORGANIZATION Srl 2018

FICR PERUGIA TIMING


Official Tyre Supplier



Official Timekeeper



PATA Italian Round, 11-12-13 May 2018 World Superbike - Chronological Analysis Race 2

Imola Circuit 4.936 m

Start at 13:00'35.039

1 / 4

1° 1 J. REA (1'46.898)						
Lap	Seg.1	Seg.2	Seg.3	Seg.4	Lap Time	Local Time
1		34.071	28.515	22.733	1'50.102	225,6 13:02'25.141
2	22.792	33.509	28.844	22.341	1'47.486	270,9 13:04'12.627
3	22.803	33.776	28.453	22.492	1'47.524	261,0 13:06'00.151
4	22.888	33.704	28.169	22.510	1'47.271	259,2 13:07'47.422
5	22.858	33.589	28.285	22.369	1'47.101	269,5 13:09'34.523
6	22.809	33.673	28.348	22.484	1'47.314	264,2 13:11'21.837
7	22.834	33.622	28.521	22.638	1'47.615	267,5 13:13'09.452
8	22.939	33.768	28.334	22.493	1'47.534	266,2 13:14'56.986
9	22.941	33.782	28.339	22.510	1'47.572	266,8 13:16'44.558
10	23.046	33.624	28.352	22.407	1'47.429	263,6 13:18'31.987
11	23.255	33.626	28.369	22.417	1'47.667	276,4 13:20'19.654
12	23.158	33.919	28.509	22.557	1'48.143	265,5 13:22'07.797
13	22.957	33.628	28.022	22.508	1'47.115	267,5 13:23'54.912
14	22.899	33.561	28.093	22.365	1'46.918	277,1 13:25'41.830
15	22.758	33.422	28.296	22.422	1'46.898	277,8 13:27'28.728
16	22.901	33.700	28.299	22.445	1'47.345	277,8 13:29'16.073
17	22.871	33.583	28.430	22.402	1'47.286	277,1 13:31'03.359
18	22.809	33.812	28.381	22.475	1'47.477	278,5 13:32'50.836
19	22.856	33.642	28.229	22.896	1'47.623	279,3 13:34'38.459

2° 7 C. DAVIES (1'46.987)						
Lap	Seg.1	Seg.2	Seg.3	Seg.4	Lap Time	Local Time
1		33.585	28.887	22.475	1'48.728	220,6 13:02'23.767
2	22.880	33.551	28.591	22.652	1'47.674	271,5 13:04'11.441
3	22.941	33.660	28.760	22.824	1'48.185	264,2 13:05'59.626
4	23.030	33.578	28.434	22.577	1'47.619	274,3 13:07'47.245
5	22.931	33.409	28.197	22.450	1'46.987	275,7 13:09'34.232
6	22.911	33.634	28.341	22.533	1'47.419	276,4 13:11'21.651
7	22.874	33.557	28.508	22.787	1'47.726	275,7 13:13'09.377
8	22.909	33.627	28.296	22.686	1'47.518	277,8 13:14'56.895
9	22.981	33.643	28.264	22.702	1'47.590	277,1 13:16'44.485
10	23.033	33.487	28.335	22.510	1'47.365	274,3 13:18'31.850
11	23.302	33.454	28.321	22.720	1'47.797	275,7 13:20'19.647
12	23.074	33.774	28.512	22.738	1'48.098	270,2 13:22'07.745
13	22.877	33.462	28.830	22.608	1'47.777	273,6 13:23'55.522
14	22.941	33.559	28.424	22.685	1'47.609	271,5 13:25'43.131
15	23.054	33.621	28.374	22.558	1'47.607	267,5 13:27'30.738
16	22.871	33.528	28.364	22.723	1'47.486	276,4 13:29'18.224
17	22.928	33.562	28.541	22.639	1'47.670	277,8 13:31'05.894
18	22.804	33.538	28.534	22.526	1'47.402	277,8 13:32'53.296
19	23.033	33.868	29.373	22.908	1'49.182	272,2 13:34'42.478

3° 66 T. SYKES (1'47.566)						
Lap	Seg.1	Seg.2	Seg.3	Seg.4	Lap Time	Local Time
1		34.049	28.873	22.766	1'50.375	228,0 13:02'25.414
2	22.810	33.546	28.831	22.761	1'47.948	261,7 13:04'13.362
3	22.993	33.647	28.531	22.725	1'47.896	262,3 13:06'01.258
4	23.105	34.023	28.651	22.729	1'48.508	259,2 13:07'49.766
5	22.895	33.811	28.537	22.769	1'48.012	271,5 13:09'37.778
6	23.087	33.896	28.549	22.594	1'48.126	260,4 13:11'25.904
7	22.952	33.808	28.400	22.663	1'47.823	266,2 13:13'13.727
8	22.991	33.724	28.482	22.690	1'47.887	268,2 13:15'01.614
9	22.981	33.830	28.500	22.667	1'47.978	266,2 13:16'49.592
10	22.951	33.629	28.480	22.635	1'47.695	270,2 13:18'37.287
11	23.125	33.726	28.546	22.692	1'48.089	266,8 13:20'25.376
12	22.929	33.728	28.466	22.763	1'47.886	270,2 13:22'13.262
13	22.977	33.765	28.573	22.699	1'48.014	271,5 13:24'01.276
14	22.960	33.794	28.670	22.589	1'48.013	270,2 13:25'49.289
15	22.999	33.840	28.381	22.622	1'47.842	268,2 13:27'37.131
16	22.988	33.747	28.393	22.722	1'47.850	264,2 13:29'24.981
17	22.955	33.513	28.407	22.691	1'47.566	269,5 13:31'12.547
18	22.948	33.630	28.491	22.538	1'47.607	273,6 13:33'00.154

4° 12 X. FORES (1'47.630)						
Lap	Seg.1	Seg.2	Seg.3	Seg.4	Lap Time	Local Time
1		33.855	28.680	22.609	1'49.174	219,2 13:02'24.213
2	23.016	33.665	28.640	22.603	1'47.924	259,2 13:04'12.137
3	23.049	33.601	28.591	22.663	1'47.904	257,9 13:06'00.041
4	23.268	33.828	28.690	22.686	1'48.472	252,5 13:07'48.513
5	22.943	33.636	28.672	22.484	1'47.735	259,8 13:09'36.248
6	23.070	33.634	28.609	22.709	1'48.022	268,8 13:11'24.270
7	22.962	33.751	28.553	22.814	1'48.080	270,9 13:13'12.350
8	23.004	33.886	28.551	22.644	1'48.085	270,2 13:15'00.435
9	23.057	33.905	28.685	22.725	1'48.372	268,8 13:16'48.807
10	22.991	33.748	28.447	22.677	1'47.863	272,2 13:18'36.670
11	23.064	33.704	28.483	22.659	1'47.910	268,2 13:20'24.580
12	22.993	33.785	28.393	22.714	1'47.885	274,3 13:22'12.465
13	23.061	33.811	28.566	22.794	1'48.232	268,2 13:24'00.697
14	23.020	33.687	28.434	22.588	1'47.729	275,0 13:25'48.426
15	23.045	33.642	28.638	22.902	1'48.227	270,2 13:27'36.653
16	23.051	33.752	28.471	22.895	1'48.169	267,5 13:29'24.822
17	23.298	33.695	28.590	22.717	1'48.300	266,2 13:31'13.122
18	22.839	33.703	28.447	22.641	1'47.630	268,8 13:33'00.752
19	22.856	33.728	32.432	22.850	1'51.866	265,5 13:34'52.618

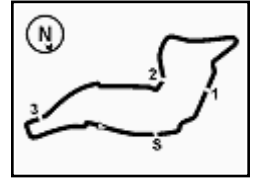
5° 81 J. TORRES (1'47.900)						
Lap	Seg.1	Seg.2	Seg.3	Seg.4	Lap Time	Local Time
1		34.421	29.023	23.055	1'51.400	228,5 13:02'26.439
2	23.010	33.736	28.606	22.792	1'48.144	260,4 13:04'14.583
3	23.168	33.933	28.768	22.867	1'48.736	253,7 13:06'03.319
4	23.182	33.861	28.660	22.841	1'48.544	265,5 13:07'51.863
5	22.969	33.881	28.653	22.965	1'48.468	271,5 13:09'40.331
6	23.009	33.773	28.602	22.874	1'48.258	274,3 13:11'28.589
7	23.006	33.704	28.690	22.711	1'48.111	275,0 13:13'16.700
8	22.937	33.753	28.567	22.712	1'47.969	277,1 13:15'04.669
9	23.077	33.717	28.507	23.007	1'48.308	273,6 13:16'52.977
10	22.982	33.671	28.664	22.588	1'47.905	274,3 13:18'40.882
11	22.959	33.699	28.554	22.709	1'47.921	277,1 13:20'28.803
12	22.995	33.678	28.487	22.740	1'47.900	272,9 13:22'16.703
13	23.118	33.739	28.671	22.673	1'48.201	266,2 13:24'04.904
14	22.983	33.632	28.608	22.746	1'47.969	271,5 13:25'52.873
15	22.997	33.714	28.541	22.781	1'48.033	274,3 13:27'40.906
16	23.044	33.687	28.708	23.031	1'48.470	270,2 13:29'29.376
17	23.013	34.104	28.614	22.683	1'48.414	271,5 13:31'17.790
18	22.978	33.826	28.533	22.732	1'48.069	273,6 13:33'05.859
19	23.003	33.825	28.492	22.759	1'48.079	276,4 13:34'53.938

6° 22 A. LOWES (1'47.662)						
Lap	Seg.1	Seg.2	Seg.3	Seg.4	Lap Time	Local Time
1		34.433	28.991	22.673	1'51.257	232,9 13:02'26.296
2	22.911	33.576	28.458	22.887	1'47.832	262,9 13:04'14.128
3	23.125	33.334	31.323	22.935	1'50.717	260,4 13:06'04.845
4	23.107	33.728	28.719	22.633	1'48.187	256,1 13:07'53.032
5	23.101	33.966	28.593	22.695	1'48.355	249,0 13:09'41.387
6	22.927	33.771	28.700	22.658	1'48.056	262,3 13:11'29.443
7	22.964	33.705	28.658	22.517	1'47.844	272,2 13:13'17.287
8	23.055	33.659	28.470	22.478	1'47.662	261,0 13:15'04.949
9	23.072	33.789	28.537	23.247	1'48.645	262,9 13:16'53.594
10	23.196	33.798	28.409	22.562	1'47.965	261,0 13:18'41.559
11	23.065	33.631	28.472	22.501	1'47.669	264,2 13:20'29.228
12	22.949	33.745	28.482	22.603	1'47.779	268,2 13:22'17.007
13	23.145	33.978	28.640	22.803	1'48.566	258,5 13:24'05.573
14	23.161	33.798	28.537	22.506	1'48.002	263,6 13:25'53.575
15	23.171	33.816	28.496	22.712	1'48.195	249,0 13:27'41.770
16	23.212	33.795	28.508	22.650	1'48.165	259,8 13:29'29.935

13/05/2018 P = Pits In/Out - C = Lap Time Cancelled

These data/results cannot be reproduced, stored and/or transmitted in whole or in part by any manner of electronic, mechanical, photocopying, recording, broadcasting or otherwise now known or herein after developed without the previous express consent by the copyright owner, except for reproduction in daily press and regular printed publications on sale to the public within 60 days of the event related to those data/results and always provided that copyright symbol appears together as follows below.

© DORNA WSBK ORGANIZATION Srl 2018



PATA Italian Round, 11-12-13 May 2018 World Superbike - Chronological Analysis Race 2

Imola Circuit 4.936 m

Start at 13:00'35.039

2 / 4

17	23.035	34.018	28.645	22.725	1'48.423	261,0	13:31'18.358	15	23.101	33.917	28.669	22.768	1'48.455	271,5	13:27'46.235
18	23.012	33.858	28.533	22.491	1'47.894	266,8	13:33'06.252	16	23.003	33.879	28.664	22.664	1'48.210	275,7	13:29'34.445
19	22.947	34.045	28.570	22.807	1'48.369	264,2	13:34'54.621	17	22.963	34.077	28.831	22.669	1'48.540	275,0	13:31'22.985
								18	23.033	34.095	28.855	22.767	1'48.750	273,6	13:33'11.735
								19	23.094	34.183	28.900	22.878	1'49.055	271,5	13:35'00.790

7° 21 M. RINALDI (1'47.870)							
Lap	Seg.1	Seg.2	Seg.3	Seg.4	Lap Time	km/h	Local Time
1		33.548	28.618	22.667	1'48.342	224,2	13:02'23.381
2	22.873	33.573	28.636	22.788	1'47.870	271,5	13:04'11.251
3	22.967	33.586	28.789	23.086	1'48.428	270,2	13:05'59.679
4	23.198	34.113	28.592	22.756	1'48.659	251,3	13:07'48.338
5	22.932	34.054	28.730	22.783	1'48.499	264,9	13:09'36.837
6	23.383	34.332	29.073	22.746	1'49.534	256,1	13:11'26.371
7	22.967	33.802	28.548	22.883	1'48.200	257,3	13:13'14.571
8	22.957	33.790	28.726	22.836	1'48.309	262,9	13:15'02.880
9	23.011	33.787	28.766	22.674	1'48.238	261,0	13:16'51.118
10	22.845	33.862	28.763	22.810	1'48.280	267,5	13:18'39.398
11	22.997	33.739	28.561	22.812	1'48.109	264,2	13:20'27.507
12	22.816	33.852	29.032	22.735	1'48.435	270,9	13:22'15.942
13	22.939	33.826	28.543	22.735	1'48.043	264,2	13:24'03.985
14	22.944	33.788	28.670	22.783	1'48.185	266,2	13:25'52.170
15	22.899	33.888	28.715	22.836	1'48.338	269,5	13:27'40.508
16	22.973	33.840	28.855	23.007	1'48.675	263,6	13:29'29.183
17	23.111	34.885	28.896	22.977	1'49.869	264,2	13:31'19.052
18	22.999	34.036	28.913	22.773	1'48.721	262,3	13:33'07.773
19	22.868	33.769	28.631	22.615	1'47.883	270,9	13:34'55.656

8° 54 T. RAZGATLIOGLU (1'47.806)							
Lap	Seg.1	Seg.2	Seg.3	Seg.4	Lap Time	km/h	Local Time
1		34.557	28.904	22.971	1'51.907	220,6	13:02'26.946
2	23.133	33.989	28.771	22.720	1'48.613	249,0	13:04'15.559
3	22.951	33.957	28.790	22.653	1'48.351	268,8	13:06'03.910
4	23.050	34.034	28.747	22.775	1'48.606	261,0	13:07'52.516
5	23.028	34.018	28.726	22.711	1'48.483	268,2	13:09'40.999
6	23.060	33.891	29.050	22.834	1'48.835	266,2	13:11'29.834
7	23.112	34.048	28.606	22.624	1'48.390	264,9	13:13'18.224
8	23.003	33.868	28.711	22.589	1'48.171	266,8	13:15'06.395
9	23.018	33.892	28.628	22.746	1'48.284	266,8	13:16'54.679
10	22.941	33.856	28.493	22.516	1'47.806	272,9	13:18'42.485
11	23.136	33.862	28.460	22.583	1'48.041	268,2	13:20'30.526
12	23.096	33.808	28.487	22.492	1'47.883	267,5	13:22'18.409
13	22.975	33.993	28.629	22.616	1'48.213	268,8	13:24'06.622
14	22.970	33.747	28.514	22.612	1'47.843	273,6	13:25'54.465
15	22.972	33.994	28.752	22.663	1'48.381	271,5	13:27'42.846
16	23.080	33.889	28.661	22.549	1'48.179	262,3	13:29'31.025
17	22.986	33.923	28.604	22.676	1'48.189	269,5	13:31'19.214
18	23.102	34.012	28.870	22.782	1'48.766	262,3	13:33'07.980
19	23.030	33.811	28.588	22.604	1'48.033	253,7	13:34'56.013

9° 50 E. LAVERTY (1'48.196)							
Lap	Seg.1	Seg.2	Seg.3	Seg.4	Lap Time	km/h	Local Time
1		35.151	28.983	22.983	1'52.148	229,0	13:02'27.187
2	23.172	34.100	28.696	22.740	1'48.708	251,9	13:04'15.895
3	23.033	33.978	28.773	22.773	1'48.557	264,2	13:06'04.452
4	23.092	33.882	28.702	22.756	1'48.432	262,9	13:07'52.884
5	22.983	34.418	28.838	22.738	1'48.977	258,5	13:09'41.861
6	23.009	34.059	28.746	22.702	1'48.516	265,5	13:11'30.377
7	23.069	34.064	28.748	22.626	1'48.507	262,9	13:13'18.884
8	22.941	33.981	28.824	22.666	1'48.412	269,5	13:15'07.296
9	23.033	33.902	28.507	22.843	1'48.285	268,8	13:16'55.581
10	23.017	33.901	28.610	22.668	1'48.196	265,5	13:18'43.777
11	23.100	34.077	28.681	22.730	1'48.588	267,5	13:20'32.365
12	22.998	33.984	28.741	22.674	1'48.397	272,2	13:22'20.762
13	23.031	33.990	28.825	22.791	1'48.637	271,5	13:24'09.399
14	23.080	33.939	28.652	22.710	1'48.381	272,2	13:25'57.780

10° 36 L. MERCADO (1'48.663)							
Lap	Seg.1	Seg.2	Seg.3	Seg.4	Lap Time	km/h	Local Time
1		34.897	29.034	23.182	1'52.534	219,7	13:02'27.573
2	23.105	33.913	28.951	22.817	1'48.786	256,1	13:04'16.359
3	23.106	33.963	28.901	22.887	1'48.857	262,3	13:06'05.216
4	23.165	33.957	28.818	22.755	1'48.695	256,7	13:07'53.911
5	23.048	33.906	28.883	22.940	1'48.777	272,9	13:09'42.688
6	23.069	34.178	28.776	22.640	1'48.663	266,8	13:11'31.351
7	22.987	34.121	28.670	22.987	1'48.765	266,2	13:13'20.116
8	22.998	34.060	28.846	22.933	1'48.837	272,9	13:15'08.953
9	23.151	34.155	28.847	23.026	1'49.179	270,2	13:16'58.132
10	23.148	34.236	28.788	22.939	1'49.111	264,2	13:18'47.243
11	23.250	34.178	28.882	22.896	1'49.206	259,2	13:20'36.449
12	23.092	34.057	28.881	22.730	1'48.760	268,8	13:22'25.209
13	23.140	34.277	28.974	22.772	1'49.163	267,5	13:24'14.372
14	23.278	34.203	28.919	22.743	1'49.143	266,2	13:26'03.515
15	23.296	34.074	28.884	22.798	1'49.052	266,8	13:27'52.567
16	23.192	34.091	28.878	22.762	1'48.923	268,2	13:29'41.490
17	23.202	34.154	28.930	22.717	1'49.003	269,5	13:31'30.493
18	23.067	34.060	28.806	22.855	1'48.788	270,9	13:33'19.281
19	23.132	34.271	28.909	23.042	1'49.354	270,2	13:35'08.635

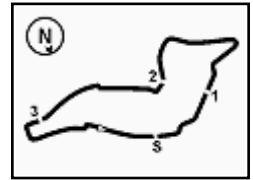
11° 76 L. BAZ (1'48.647)							
Lap	Seg.1	Seg.2	Seg.3	Seg.4	Lap Time	km/h	Local Time
1		34.597	29.131	23.058	1'52.642	215,7	13:02'27.681
2	23.204	33.900	29.033	22.766	1'48.903	259,2	13:04'16.584
3	23.244	34.037	28.920	22.649	1'48.850	261,0	13:06'05.434
4	23.320	34.075	28.863	22.760	1'49.018	257,3	13:07'54.452
5	23.301	33.935	28.852	22.974	1'49.062	258,5	13:09'43.514
6	23.262	33.839	28.758	22.844	1'48.703	265,5	13:11'32.217
7	23.286	33.929	28.716	22.716	1'48.647	266,2	13:13'20.864
8	23.160	33.940	28.844	22.740	1'48.684	264,2	13:15'09.548
9	23.145	34.017	28.761	22.951	1'48.874	263,6	13:16'58.422
10	23.108	34.128	28.841	22.991	1'49.068	263,6	13:18'47.490
11	23.273	34.100	28.874	22.941	1'49.188	266,2	13:20'36.678
12	23.280	34.187	28.782	22.716	1'48.965	262,9	13:22'25.643
13	23.214	34.125	28.947	22.759	1'49.045	262,9	13:24'14.688
14	23.210	34.256	28.857	22.956	1'49.279	263,6	13:26'03.967
15	23.418	34.001	28.918	22.827	1'49.164	256,7	13:27'53.131
16	23.337	34.109	28.726	22.710	1'48.882	257,9	13:29'42.013
17	23.195	34.199	28.817	22.678	1'48.889	263,6	13:31'30.902
18	23.144	34.059	28.931	22.696	1'48.830	262,9	13:33'19.732
19	23.237	34.136	28.827	22.794	1'48.994	259,8	13:35'08.726

12° 40 R. RAMOS (1'48.596)							
Lap	Seg.1	Seg.2	Seg.3	Seg.4	Lap Time	km/h	Local Time
1		34.768	29.591	23.443	1'53.823	225,2	13:02'28.862
2	23.241	34.134	28.909	22.859	1'49.143	263,6	13:04'18.005
3	23.308	34.084	28.883	22.653	1'48.928	266,8	13:06'06.933
4	23.233	33.965	28.682	22.716	1'48.596	266,2	13:07'55.529
5	23.209	33.914	28.881	22.684	1'48.688	273,6	13:09'44.217
6	23.199	33.944	28.796	22.993	1'48.932	272,2	13:11'33.149
7	23.106	34.425	28.835	22.719	1'49.085	268,2	13:13'22.234
8	23.313	33.954	28.697	25.394	1'51.358	267,5	13:15'13.592
9	23.513	34.477	28.768	22.986	1'49.744	261,7	13:17'03.336
10	23.338	34.042	28.699	22.954	1'49.033	268,2	13:18'52.369
11	23.384	33.970	28.803	22.818	1'48.975	266,2	13:20'41.344
12	23.314	34.046	28.814	22.739	1'48.913	269,5	13:22'30.257

13/05/2018 P = Pits In/Out - C = Lap Time Cancelled

These data/results cannot be reproduced, stored and/or transmitted in whole or in part by any manner of electronic, mechanical, photocopying, recording, broadcasting or otherwise now known or herein after developed without the previous express consent by the copyright owner, except for reproduction in daily press and regular printed publications on sale to the public within 60 days of the event related to those data/results and always provided that copyright symbol appears together as follows below.

© DORNA WSBK ORGANIZATION Srl 2018



PATA Italian Round, 11-12-13 May 2018 World Superbike - Chronological Analysis Race 2

Imola Circuit 4.936 m

Start at 13:00'35.039

3 / 4

13	23.307	34.097	28.835	23.002	1'49.241	268,8	13:24'19.498	11	23.710	34.345	29.027	23.049	1'50.131	266,8	13:20'53.687
14	23.425	34.028	28.671	22.845	1'48.969	264,9	13:26'08.467	12	23.478	34.308	29.167	23.151	1'50.104	267,5	13:22'43.791
15	23.256	33.956	28.708	22.852	1'48.772	270,9	13:27'57.239	13	23.543	34.422	29.079	23.169	1'50.213	262,3	13:24'34.004
16	23.410	34.045	28.869	22.823	1'49.147	264,9	13:29'46.386	14	23.883	34.470	29.242	23.020	1'50.615	264,9	13:26'24.619
17	23.459	34.238	29.028	22.978	1'49.703	269,5	13:31'36.089	15	23.471	34.760	29.466	23.194	1'50.891	266,8	13:28'15.510
18	23.434	34.419	29.328	23.289	1'50.470	264,9	13:33'26.559	16	23.590	34.775	29.290	23.883	1'51.538	266,8	13:30'07.048
19	23.675	35.206	29.387	23.693	1'51.961	262,3	13:35'18.520	17	23.663	34.573	29.515	23.227	1'50.978	264,9	13:31'58.026
								18	23.904	35.498	30.041	23.757	1'53.200	264,9	13:33'51.226
								19	24.440	36.125	31.063	25.060	1'56.688	257,9	13:35'47.914

13° 68 Y. HERNANDEZ (1'49.286)

Lap	Seg.1	Seg.2	Seg.3	Seg.4	Lap Time	km/h	Local Time
1		34.673	29.489	23.218	1'53.608	212,3	13:02'28.647
2	23.508	34.324	28.968	22.968	1'49.768	263,6	13:04'18.415
3	23.204	34.230	28.993	22.859	1'49.286	262,9	13:06'07.701
4	23.274	34.185	29.104	22.901	1'49.464	264,2	13:07'57.165
5	23.303	34.147	29.009	23.031	1'49.490	266,8	13:09'46.655
6	23.333	34.320	29.235	23.190	1'50.078	266,2	13:11'36.733
7	23.619	34.455	29.041	23.151	1'50.266	263,6	13:13'26.999
8	23.792	34.647	29.156	23.115	1'50.710	262,3	13:15'17.709
9	23.481	34.481	29.073	23.345	1'50.380	262,3	13:17'08.089
10	23.423	34.402	29.307	23.190	1'50.322	266,8	13:18'58.411
11	23.549	34.465	29.083	23.009	1'50.106	268,2	13:20'48.517
12	23.457	34.507	29.221	23.058	1'50.243	266,8	13:22'38.760
13	23.469	34.299	29.164	23.117	1'50.049	266,8	13:24'28.809
14	23.446	34.243	28.949	23.114	1'49.752	271,5	13:26'18.561
15	23.389	34.329	29.323	23.099	1'50.140	268,8	13:28'08.701
16	23.499	34.458	29.303	23.131	1'50.391	270,2	13:29'59.092
17	23.540	34.364	29.062	23.100	1'50.066	270,9	13:31'49.158
18	23.706	34.391	29.274	23.264	1'50.635	272,2	13:33'39.793
19	23.568	34.426	29.480	23.165	1'50.639	266,8	13:35'30.432

16° 91 L. HASLAM (1'47.885)

Lap	Seg.1	Seg.2	Seg.3	Seg.4	Lap Time	km/h	Local Time
1		34.274	29.602	22.980	1'51.690	222,8	13:02'26.729
2	23.201	33.771	28.696	22.632	1'48.300	257,3	13:04'15.029
3	23.201	33.819	28.752	22.760	1'48.532	263,6	13:06'03.561
4	23.214	33.866	28.722	22.886	1'48.688	253,7	13:07'52.249
5	23.129	33.859	28.676	22.716	1'48.380	262,9	13:09'40.629
6	23.175	33.807	28.844	22.709	1'48.535	263,6	13:11'29.164
7	23.574	33.793	28.703	22.572	1'48.642	263,6	13:13'17.806
8	23.139	33.719	28.808	22.570	1'48.236	262,9	13:15'06.042
9	23.144	33.751	28.562	22.598	1'48.055	268,2	13:16'54.097
10	23.088	33.688	28.576	22.533	1'47.885	270,2	13:18'41.982
11	23.317	33.662	28.436	22.640	1'48.055	261,0	13:20'30.037
12	23.189	33.667	28.539	22.499	1'47.894	268,8	13:22'17.931
13	23.114	33.822	28.480	22.541	1'47.957	269,5	13:24'05.888
14	23.148	33.698	28.521	22.572	1'47.939	266,2	13:25'53.827
15	23.104	33.774	28.706	22.608	1'48.192	263,6	13:27'42.019
16	23.093	33.844	28.593	22.651	1'48.181	262,3	13:29'30.200
17	23.147	33.923	28.833	24.627	1'50.530	260,4	13:31'20.730
18	23.341	1'33.602	37.616	25.661	3'00.220	267,5	13:34'20.950
19	26.853	38.487	31.161	24.841	2'01.342	239,1	13:36'22.292

14° 99 P. JACOBSEN (1'49.587)

Lap	Seg.1	Seg.2	Seg.3	Seg.4	Lap Time	km/h	Local Time
1		35.218	29.586	23.368	1'54.197	229,5	13:02'29.236
2	23.268	34.553	29.616	23.086	1'50.523	250,7	13:04'19.759
3	23.192	34.522	29.151	23.037	1'49.902	259,8	13:06'09.661
4	23.196	34.478	28.894	23.091	1'49.659	266,8	13:07'59.320
5	23.248	34.522	29.142	23.159	1'50.071	261,7	13:09'49.391
6	23.227	34.601	29.047	23.183	1'50.058	270,9	13:11'39.449
7	23.190	34.756	29.055	25.343	1'52.344	269,5	13:13'31.793
8	24.402	34.668	29.391	23.370	1'51.831	241,8	13:15'23.624
9	23.235	34.523	29.306	23.186	1'50.250	265,5	13:17'13.874
10	23.440	34.458	29.206	23.226	1'50.330	254,3	13:19'04.204
11	23.330	34.507	29.140	23.038	1'50.015	259,8	13:20'54.219
12	23.268	34.410	29.115	23.108	1'49.901	259,2	13:22'44.120
13	23.353	34.623	29.102	23.116	1'50.194	259,2	13:24'34.314
14	23.262	34.521	29.084	23.077	1'49.944	278,5	13:26'24.258
15	23.234	34.449	28.840	23.064	1'49.587	268,8	13:28'13.845
16	23.154	34.434	29.018	23.205	1'49.811	275,7	13:30'03.656
17	23.290	34.657	28.952	23.112	1'50.011	266,8	13:31'53.667
18	23.136	34.504	29.017	23.152	1'49.809	270,9	13:33'43.476
19	23.162	34.698	29.115	23.276	1'50.251	277,1	13:35'33.727

RET 33 M. MELANDRI (1'47.675)

Lap	Seg.1	Seg.2	Seg.3	Seg.4	Lap Time	km/h	Local Time
1		33.865	28.617	22.840	1'49.748	230,9	13:02'24.787
2	22.843	33.676	29.121	22.705	1'48.345	261,7	13:04'13.132
3	22.851	33.642	28.592	22.590	1'47.675	265,5	13:06'00.807
4	23.020	33.845	28.703	22.559	1'48.127	249,0	13:07'48.934
5	22.955	33.684	28.663	22.793	1'48.095	266,8	13:09'37.029
6	23.064	33.679	28.567	22.651	1'47.961	259,8	13:11'24.990
7	22.835	33.721	28.599	22.605	1'47.760	266,8	13:13'12.750
8	22.819	33.846	28.712	22.546	1'47.923	266,2	13:15'00.673

RET 60 M. VAN DER MARK (1'47.707)

Lap	Seg.1	Seg.2	Seg.3	Seg.4	Lap Time	km/h	Local Time
1		33.873	28.622	22.634	1'49.398	217,4	13:02'24.437
2	22.949	33.738	28.588	22.685	1'47.960	258,5	13:04'12.397
3	22.901	34.085	28.598	22.569	1'48.153	264,9	13:06'00.550
4	23.056	33.875	28.550	22.757	1'48.238	261,0	13:07'48.788
5	23.205	33.910	28.626	22.797	1'48.538	265,5	13:09'37.326
6	23.002	33.959	28.495	22.639	1'48.095	264,9	13:11'25.421
7	22.902	33.651	28.483	22.671	1'47.707	268,2	13:13'13.128
8	22.890	33.777	28.605	22.660	1'47.932	269,5	13:15'01.060

15° 37 O. JEZEK (1'50.048)

Lap	Seg.1	Seg.2	Seg.3	Seg.4	Lap Time	km/h	Local Time
1		35.152	29.741	23.306	1'54.886	221,5	13:02'29.925
2	23.606	34.502	29.419	23.163	1'50.690	261,0	13:04'20.615
3	23.475	34.410	29.150	23.173	1'50.208	268,2	13:06'10.823
4	23.438	34.245	29.160	23.205	1'50.048	268,8	13:08'00.871
5	23.384	34.494	29.484	23.132	1'50.494	268,2	13:09'51.365
6	23.559	34.407	28.988	23.222	1'50.176	265,5	13:11'41.541
7	23.581	34.416	29.340	23.283	1'50.620	266,2	13:13'32.161
8	23.623	34.459	29.142	23.161	1'50.385	261,7	13:15'22.546
9	23.724	34.464	29.358	23.191	1'50.737	263,6	13:17'13.283
10	23.649	34.459	29.138	23.027	1'50.273	264,9	13:19'03.556

RET 5 V. LEONOV (1'50.119)

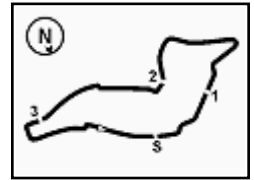
Lap	Seg.1	Seg.2	Seg.3	Seg.4	Lap Time	km/h	Local Time
1		35.190	29.559	23.321	1'54.504	220,1	13:02'29.543
2	23.422	34.380	29.638	23.101	1'50.541	256,7	13:04'20.084
3	23.414	34.448	29.281	22.976	1'50.119	270,2	13:06'10.203
4	23.466	34.434	29.218	23.025	1'50.143	266,2	13:08'00.346
5	23.710	34.965	29.666	23.081	1'51.422	265,5	13:09'51.768
6	23.620	34.414	29.245	23.454	1'50.733	262,3	13:11'42.501

13/05/2018

P = Pits In/Out - C = Lap Time Cancelled

These data/results cannot be reproduced, stored and/or transmitted in whole or in part by any manner of electronic, mechanical, photocopying, recording, broadcasting or otherwise now known or herein after developed without the previous express consent by the copyright owner, except for reproduction in daily press and regular printed publications on sale to the public within 60 days of the event related to those data/results and always provided that copyright symbol appears together as follows below.

© DORNA WSBK ORGANIZATION Srl 2018



PATA Italian Round, 11-12-13 May 2018 World Superbike - Chronological Analysis Race 2

Start at 13:00'35.039

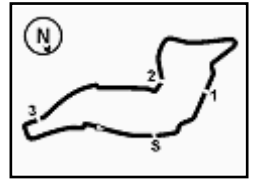
RET 32 L. SAVADORI (1'47.929)							
Lap	Seg.1	Seg.2	Seg.3	Seg.4	Lap Time	km/h	Local Time
1		34.071	29.239	22.771	1'50.604	223,8	13:02'25.643
2	22.920	33.934	28.585	23.144	1'48.583	264,9	13:04'14.226
3	23.159	33.656	28.850	22.554	1'48.219	256,1	13:06'02.445
4	22.946	33.849	28.526	22.608	1'47.929	270,2	13:07'50.374

RET 45 J. GAGNE (1'49.224)							
Lap	Seg.1	Seg.2	Seg.3	Seg.4	Lap Time	km/h	Local Time
1		35.301	29.147	23.349	1'53.903	221,5	13:02'28.942
2	23.314	34.416	28.928	23.101	1'49.759	261,7	13:04'18.701
3	23.207	34.146	29.022	22.849	1'49.224	259,2	13:06'07.925
4	23.330	34.206	29.017	23.125	1'49.678	259,8	13:07'57.603

13/05/2018 P = Pits In/Out - C = Lap Time Cancelled

These data/results cannot be reproduced, stored and/or transmitted in whole or in part by any manner of electronic, mechanical, photocopying, recording, broadcasting or otherwise now known or herein after developed without the previous express consent by the copyright owner, except for reproduction in daily press and regular printed publications on sale to the public within 60 days of the event related to those data/results and always provided that copyright symbol appears together as follows below.

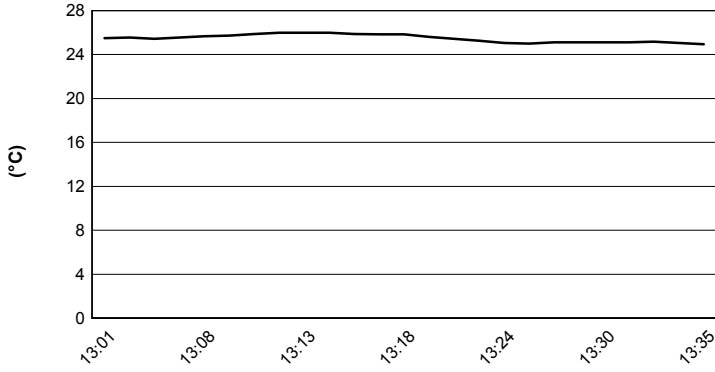
© DORNA WSBK ORGANIZATION Srl 2018



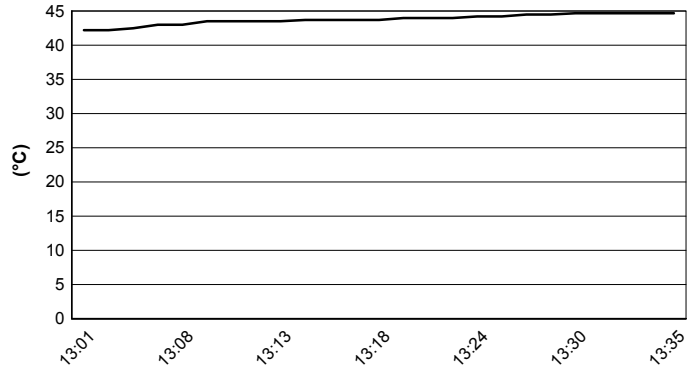
Imola Circuit 4.936 m

PATA Italian Round, 11-12-13 May 2018
World Superbike - Weather Report Race 2
Session started 13:01 - Session ended 13:36

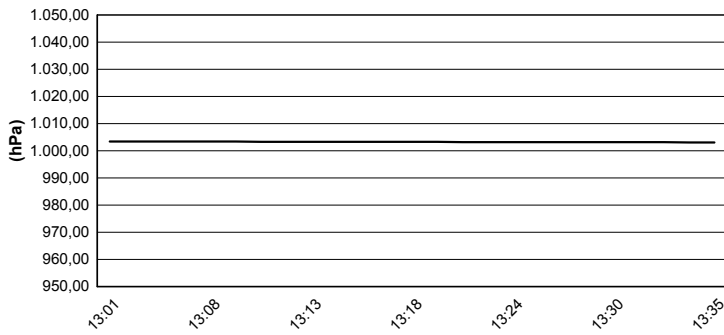
Air Temperature



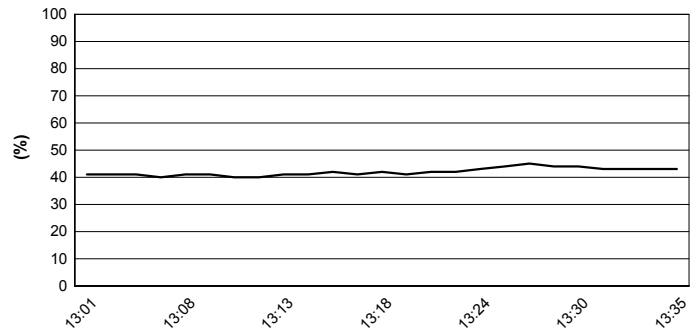
Track Temperature



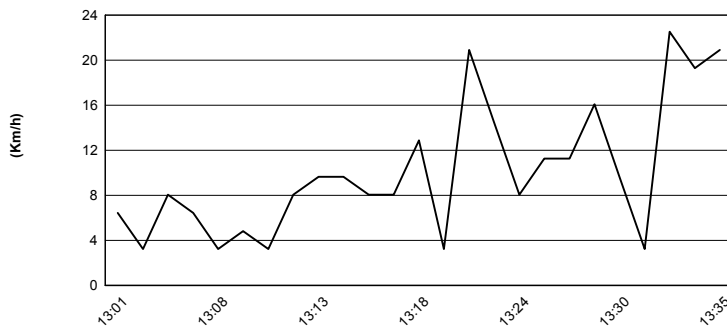
Air Pressure



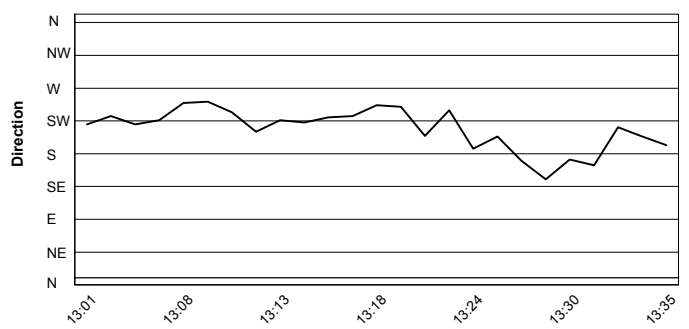
Humidity



Wind Speed



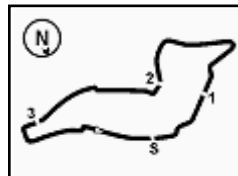
Wind Direction



13/05/2018

These data/results cannot be reproduced, stored and/or transmitted in whole or in part by any manner of electronic, mechanical, photocopying, recording, broadcasting or otherwise now known or herein after developed without the previous express consent by the copyright owner, except for reproduction in daily press and regular printed publications on sale to the public within 60 days of the event related to those data/results and always provided that copyright symbol appears together as follows below.

© DORNA WSBK ORGANIZATION Srl 2018



Imola Circuit 4.936 m

1 / 2

PATA Italian Round, 11-12-13 May 2018 World Superbike - Championship Standings

Points	Points From First	Points From Previous	February 25 PHILLIP ISLAND		March 25 BURIRAM		April 15 ARAGÓN		April 22 ASSEN		May 13 IMOLA		May 27 DONINGTON PARK		June 10 BRNO		June 24 LAGUNA SECA		July 8 MISANO		September 16 PORTIMÃO		September 30 MAGNY COURS		October 14 VILLICUM		October 27 LOSAIL	
			1	2	1	2	1	2	1	2	1	2	1	2	1	2	1	2	1	2	1	2	1	2	1	2	1	2
1 REA Jonathan (GBR)	209		11	20	25	13	25	20	25	20	25	25																
2 DAVIES Chaz (GBR)	162 47		16	25	16	25	20	25	16	11	13	20																
3 SYKES Tom (GBR)	137 72 25		20	13	10		10	10	13	25	20	16																
4 MELANDRI Marco (ITA)	131 78 6		25	25	8	9	13	16	10	9	16																	
5 FORES Xavi (ESP)	124 85 7		13	16	20	11	16		11	13	11	13																
6 VAN DER MARK Michael (NED)	113 96 11		7	9	9	20	11	11	20	16	10																	
7 LOWES Alex (GBR)	92 117 21		10	11	11	16	9	13	4	2	6	10																
8 RAZGATLIOGLU Toprak (TUR)	58 151 34		3	6	1	8	7	7	6	7	5	8																
9 TORRES Jordi (ESP)	52 157 6		8		6		8	7	10	2	11																	
10 BAZ Loris (FRA)	52 157 0		5	7	5	4	5	1	9	8	3	5																
11 CAMIER Leon (GBR)	42 167 10		9	10	13	10																						
12 RINALDI Michael Ruben (ITA)	39 170 3						8	9	4	9	9																	
13 SAVADORI Lorenzo (ITA)	33 176 6				4	7	1	6	1	6	8																	
14 RAMOS Román (ESP)	32 177 1		2	5	2	3	6	5	5		4																	
15 MERCADO Leandro (ARG)	31 178 1		6	4	3		3	8	1	6																		
16 LAVERTY Eugene (IRL)	27 182 4		8	1	7				4	7																		
17 JACOBSEN PJ (USA)	17 192 10		2		6		2	3	2	3	2																	
18 GAGNE Jake (USA)	17 192 0		4	3	2	4	4																					
19 GIUGLIANO Davide (ITA)	11 198 6						3	3	3	5																		
20 HERNANDEZ Yonny (COL)	10 199 1				5	2	2				3																	
21 HASLAM Leon (GBR)	7 202 3										7																	
22 JEZEK Ondrej (CZE)	3 206 4		1						1		1																	

13/05/2018 First Line: Championship Standings - Second Line: Ranking Progression

These data/results cannot be reproduced, stored and/or transmitted in whole or in part by any manner of electronic, mechanical, photocopying, recording, broadcasting or otherwise now known or herein after developed without the previous express consent by the copyright owner, except for reproduction in daily press and regular printed publications on sale to the public within 60 days of the event related to those data/results and always provided that copyright symbol appears together as follows below.

© DORNA WSBK ORGANIZATION Srl 2018

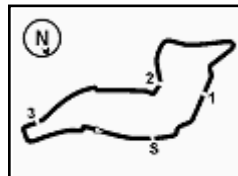
FICR PERUGIA TIMING



Official Tyre Supplier



Official Timekeeper



Imola Circuit 4.936 m

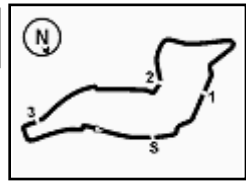
PATA Italian Round, 11-12-13 May 2018 World Superbike - Championship Standings

Points	Points From First	Points From Previous	Independent Riders														
			February 25 PHILLIP ISLAND	March 25 BURIRAM	April 15 ARAGÓN	April 22 ASSEN	May 13 IMOLA	May 27 DONINGTON PARK	June 10 BRNO	June 24 LAGUNA SECA	July 8 MISANO	September 16 PORTIMÃO	September 30 MAGNY COURS	October 14 VILLICUM	October 27 LOSAIL		
1 FORES Xavi (ESP)	124		13 16 1 1	20 11 1 1	16 1 1	11 13 1 1	11 13 1 1										
2 RAZGATLIOGLU Toprak (TUR)	58 66		3 6 3 3	1 8 3 2	7 7 2 2	6 7 2 2	5 8 2 2										
3 RINALDI Michael Ruben (ITA)	39 85 19				8 9 5 4	4 9 5 5	9 9 3 3										
4 RAMOS Román (ESP)	32 92 7		2 5 4 4	2 3 4 4	6 5 3 3	5 3 3	4 4 4										
5 MERCADO Leandro (ARG)	31 93 1		6 4 2 2	3 2 3	3 8 4 5	1 6 4 4	5 5 5 5										
6 JACOBSEN PJ (USA)	17 107 14		2 5	6 5 5	2 2 5 6	3 3 6 6	2 2 6 6										
7 HERNANDEZ Yonny (COL)	10 114 7			5 2 6 7	2 7 7 7	3 7 7 7											
8 HASLAM Leon (GBR)	7 117 3					7 7 7 8											
9 JEZEK Ondrej (CZE)	3 121 4		1 5 6	6 7	8 8	1 8 8 8	1 9 9 9										

13/05/2018 First Line: Championship Standings - Second Line: Ranking Progression

These data/results cannot be reproduced, stored and/or transmitted in whole or in part by any manner of electronic, mechanical, photocopying, recording, broadcasting or otherwise now known or herein after developed without the previous express consent by the copyright owner, except for reproduction in daily press and regular printed publications on sale to the public within 60 days of the event related to those data/results and always provided that copyright symbol appears together as follows below.

© DORNA WSBK ORGANIZATION Srl 2018



PATA Italian Round, 11-12-13 May 2018 World Superbike - Manufacturers Standings

Imola Circuit 4.936 m

	Points	Points From First	Points From Previous	February 25 PHILLIP ISLAND		March 25 BURIRAM		April 15 ARAGÓN		April 22 ASSEN		May 13 IMOLA		May 27 DONINGTON PARK	June 10 BRNO	June 24 LAGUNA SECA	July 8 MISANO	September 16 PORTIMÃO	September 30 MAGNY COURS	October 14 VILLICUM	October 27 LOSAIL			
				1	2	1	2	1	2	1	2	1	2	1	2									
1 KAWASAKI	223			20	20	25	13	25	20	25	25	25	25											
				2	2	2	2	2	2	2	1	1	1											
2 DUCATI	205	18		25	25	20	25	20	25	16	13	16	20											
				1	1	1	1	1	1	1	2	2	2											
3 YAMAHA	132	91	73	10	11	11	20	11	13	20	16	10	10											
				3	3	3	3	3	3	3	3	3	3											
4 HONDA	57	166	75	9	10	13	10	4	4	2	3		2											
				4	4	3	4	4	4	4	4	4	4											
5 APRILIA	56	167	1	8	1	7	7	3	6	3	6	8	7											
				5	6	6	5	5	5	6	6	5	5											
6 MV AGUSTA	52	171	4	8		6		8		7	10	2	11											
				7		7	7	7	7	7	7	7	6											
7 BMW	52	171	0	5	7	5	4	5	1	9	8	3	5											
				6	5	5	6	5	6	5	5	6	6											

13/05/2018

First Line: Championship Standings - Second Line: Ranking Progression

These data/results cannot be reproduced, stored and/or transmitted in whole or in part by any manner of electronic, mechanical, photocopying, recording, broadcasting or otherwise now known or herein after developed without the previous express consent by the copyright owner, except for reproduction in daily press and regular printed publications on sale to the public within 60 days of the event related to those data/results and always provided that copyright symbol appears together as follows below.

© DORNA WSBK ORGANIZATION Srl 2018

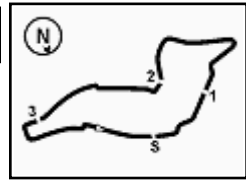
FIOR PERUGIA TIMING



Official Tyre Supplier



Official Timekeeper



Imola Circuit 4.936 m

PATA Italian Round, 11-12-13 May 2018

World Superbike - Pirelli Best Lap Award

Points	Points From First	Points From Previous	Fastest Laps														
			February 25 PHILLIP ISLAND	March 25 BURIRAM	April 15 ARAGÓN	April 22 ASSEN	May 13 IMOLA	May 27 DONINGTON PARK	June 10 BRNO	June 24 LAGUNA SECA	July 8 MISANO	September 16 PORTIMÃO	September 30 MAGNY COURS	October 14 VILLICUM	October 27 LOSAIL		
1 REA Jonathan (GBR)	3			1			1	1									
2 MELANDRI Marco (ITA)	3 0		1		1	1											
3 SYKES Tom (GBR)	2 1 1	1				1											
4 DAVIES Chaz (GBR)	1 2 1			1													
5 VAN DER MARK Michael (NED)	1 2 0					1											

13/05/2018

These data/results cannot be reproduced, stored and/or transmitted in whole or in part by any manner of electronic, mechanical, photocopying, recording, broadcasting or otherwise now known or herein after developed without the previous express consent by the copyright owner, except for reproduction in daily press and regular printed publications on sale to the public within 60 days of the event related to those data/results and always provided that copyright symbol appears together as follows below.

© DORNA WSBK ORGANIZATION Srl 2018

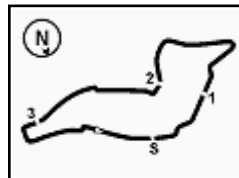
FIKR PERUGIA TIMING



Official Tyre Supplier



Official Timekeeper



PATA Italian Round, 11-12-13 May 2018

World Superbike - Rider's Performance

Imola Circuit 4.936 m

Points	Points From First	Points From Previous	February 25 PHILLIP ISLAND		March 25 BURIRAM		April 15 ARAGÓN		April 22 ASSEN		May 13 IMOLA		May 27 DONINGTON PARK		June 10 BRNO		June 24 LAGUNA SECA		July 8 MISANO		September 16 PORTIMÃO		September 30 MAGNY COURS		October 14 VILLICUM		October 27 LOSAIL						
			G	1 2	G	1 2	G	1 2	G	1 2	G	1 2	G	1 2	G	1 2	G	1 2	G	1 2	G	1 2	G	1 2	G	1 2	G	1 2	G	1 2	G	1 2	
1	REA	209	6	5	2	1	1	4	2	1	2	2	1	2	1	1	1																
2	DAVIES	162	47	5	3	Rt	9	3	1	11	2	1	8	3	5	3	4	2															
3	SYKES	137	72	25	1	2	4	2	6	Rt	3	6	6	6	4	1	2	2	3														
4	MELANDRI	131	78	6	3	1	1	7	8	7	1	4	3	5	6	7	4	3	Rt														
5	FORES	124	85	7	7	4	3	5	2	5	4	3	Rt	3	5	4	5	5	4														
6	VAN DER MARK	113	96	11	8	9	7	10	7	2	6	5	5	7	2	3	12	6	Rt														
7	LOWES	92	117	21	4	6	5	6	5	3	5	7	4	1	12	14	10	10	6														
8	RAZGATLIOGLU	58	151	34	9	13	10	12	15	8	16	9	9	11	10	9	14	11	8														
9	BAZ	52	157	6	14	11	9	15	11	12	19	11	15	10	7	8	13	13	11														
10	TORRES	52	157	0	12	Rt	8	4	10	Rt	7	Rt	8	9	9	6	7	14	5														
11	CAMIER	42	167	10	11	7	6	3	4	6	9	Rt																					
12	RINALDI	39	170	3				8	8	7	12	Rt	12	8	7	7																	
13	SAVADORI	33	176	6	10			11	12	9	10	15	10	4	15	10	9	8	Rt														
14	RAMOS	32	177	1	15	14	11	16	14	13	18	10	11	14	11	Rt	15	Rt	12														
15	MERCADO	31	178	1	17	10	12	13	13	Rt	15	Rt	13	13	8	Rt	16	15	10														
16	LAVERTY	27	182	4	2	8	15	8	9	Rt				6	12	9																	
17	GAGNE	17	192	10	13	12	13	14	18	14	13	12	12	19			19	16	Rt														
18	JACOBSEN	17	192	0	22	16	14	17	17	10	17	16	14	15	14	13	17	Rt	14														
19	GIUGLIANO	11	198	6				14	13	19	16	13	11																				
20	HERNANDEZ	10	199	1	18	Rt		18	16	11	20	14	16	17	16	16	21	17	13														
21	HASLAM	7	202	3										11	9	16																	
22	JEZEK	3	206	4	20	15	Rt	19	Rt	Ex	21	17	17	18	17	15	20	18	15														

G = Grid - 1 = Race 1 - 2 = Race 2

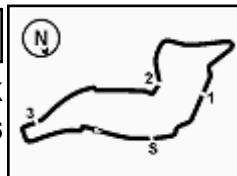
Ns = Did Not Start - Rt = Retired - Ex = Excluded

13/05/2018

These data/results cannot be reproduced, stored and/or transmitted in whole or in part by any manner of electronic, mechanical, photocopying, recording, broadcasting or otherwise now known or herein after developed without the previous express consent by the copyright owner, except for reproduction in daily press and regular printed publications on sale to the public within 60 days of the event related to those data/results and always provided that copyright symbol appears together as follows below.

© DORNA WSBK ORGANIZATION Srl 2018





PATA Italian Round, 11-12-13 May 2018

World Superbike - Best Laps & Speeds

Imola Circuit 4.936 m

No.	Rider Bike	Nat	Best Lap		FP1		FP2		FP3		FP4		SP1		SP2		RC1		WUP		RC2	
			LL	SPD	LL	SPD	LL	SPD	LL	SPD	LL	SPD	LL	SPD	LL	SPD	LL	SPD	LL	SPD	LL	SPD
1	J. REA Kawasaki ZX-10RR	GBR	1'45.797		1'46.951	1'47.038	1'46.686	1'46.354							1'45.797	1'46.850	1'46.549	1'46.898				
			100	281,4	12	278,5	17	280,7	11	280,7	9	280,7			6	279,2	19	279,2	7	281,4	19	279,2
2	T. SYKES Kawasaki ZX-10RR	GBR	1'46.109		1'47.963	1'47.468	1'47.550	1'46.755							1'46.109	1'47.245	1'47.031	1'47.566				
			105	280,7	16	276,4	13	280,7	13	275,6	11	277,1			6	277,1	19	275,6	8	277,8	19	273,6
3	C. DAVIES Ducati Panigale R	GBR	1'46.162		1'47.241	1'47.473	1'46.686	1'46.907							1'46.162	1'46.964	1'46.948	1'46.987				
			114	284,4	17	281,4	16	284,4	18	281,4	11	282,9			6	280,7	19	280,7	8	279,9	19	277,8
4	M. MELANDRI Ducati Panigale R	ITA	1'46.227		1'47.542	1'47.150	1'47.126	1'48.474							1'46.227	1'46.867	1'47.053	1'47.675				
			88	282,1	14	278,5	15	279,9	15	279,2	3	282,1			6	280,7	19	279,9	8	282,1	8	266,8
5	X. FORES Ducati Panigale R	ESP	1'46.689		1'47.759	1'47.602	1'47.529	1'47.378							1'46.689	1'47.549	1'47.461	1'47.630				
			104	279,9	13	270,1	13	274,9	14	276,4	11	279,9			7	274,9	19	274,9	8	277,8	19	274,9
6	E. LAVERTY Aprilia RSV4 RF	IRL	1'46.692		1'48.810	1'48.085	1'47.663	1'48.455	1'47.636						1'46.692	1'48.126	1'47.924	1'48.196				
			103	277,8	15	274,2	13	276,4	13	275,6	9	274,9	3	277,8	6	277,8	19	272,2	6	276,4	19	275,6
7	J. TORRES MV Agusta 1000 F4	ESP	1'46.820		1'48.381	1'47.572	1'47.578	1'47.517							1'46.820	1'48.375		1'47.900				
			103	277,8	16	276,4	15	277,8	17	277,8	10	277,8			7	274,9	19	277,8			19	277,1
8	M. RINALDI Ducati Panigale R	ITA	1'46.853		1'51.177	1'48.247	1'47.597	1'47.551							1'46.853	1'47.536	1'48.163	1'47.870				
			94	277,1	11	251,9	13	267,5	11	271,5	9	277,1			6	276,4	19	274,2	6	277,1	19	271,5
9	L. SAVADORI Aprilia RSV4 RF	ITA	1'46.921		1'49.382	1'47.407	1'47.396	1'47.559							1'46.921	1'48.070	1'48.022	1'47.929				
			89	277,8	15	273,6	13	277,8	17	276,4	11	276,4			5	275,6	19	277,1	5	269,5	4	270,1
10	A. LOWES Yamaha YZF R1	GBR	1'47.097		1'50.043	1'48.095	1'47.737	1'47.782							1'47.097	1'47.115	1'48.215	1'47.662				
			107	276,4	5	276,4	14	273,6	17	275,6	11	274,2	6	275,6	7	273,6	19	267,5	9	274,2	19	272,2
11	L. HASLAM Kawasaki ZX-10RR	GBR	1'47.432		1'48.889	1'48.185	1'47.563	1'47.432							1'47.547	1'48.239	1'47.979	1'47.885				
			112	274,9	15	270,1	17	272,9	16	271,5	11	274,9			6	272,2	19	268,1	9	272,9	19	270,1
12	M. VAN DER MARK Yamaha YZF R1	NED	1'47.461		1'48.232	1'48.315	1'47.461	1'48.117							1'47.710	1'47.798	1'47.531	1'47.707				
			101	277,1	16	269,5	16	276,4	16	277,1	11	277,1			6	275,6	19	272,9	9	274,2	8	269,5
13	T. RAZGATLIOGLU Kawasaki ZX-10RR	TUR	1'47.739		1'49.059	1'48.428	1'47.739	1'48.150	1'48.020							1'48.275	1'48.015	1'47.806				
			110	277,8	16	273,6	17	275,6	15	277,1	10	276,4	7	275,6			19	274,2	7	277,8	19	273,6
14	L. BAZ BMW S 1000 RR	FRA	1'47.776		1'49.806	1'48.745	1'48.287	1'48.185	1'47.776							1'48.713	1'48.288	1'48.647				
			109	272,9	15	271,5	15	272,9	14	271,5	11	270,1	7	272,9			19	268,8	9	269,5	19	266,1
15	J. GAGNE Honda CBR1000RR	USA	1'48.043		1'49.605	1'49.024		1'48.937	1'48.518							1'48.703	1'48.043	1'49.224				
			80	275,6	16	271,5	16	275,6	9	275,6	7	270,8			19	271,5	9	274,9	4	261,6		
16	R. RAMOS Kawasaki ZX-10RR	ESP	1'48.086		1'48.583	1'48.713	1'48.416	1'49.555	1'48.086							1'48.640	1'49.008	1'48.596				
			91	275,6	15	273,6	17	272,9	7	272,2	4	268,8	7	272,9			15	270,1	7	275,6	19	273,6
17	L. MERCADO Kawasaki ZX-10RR	ARG	1'48.137		1'49.728	1'49.190	1'48.535	1'48.137	1'48.138							1'48.403	1'48.272	1'48.663				
			88	274,9	9	269,5	2	270,8	13	273,6	11	274,9	7	272,2			19	274,2	8	269,5	19	272,9
18	P. JACOBSEN Honda CBR1000RR	USA	1'48.313		1'49.779	1'49.909	1'49.478	1'48.895	1'48.313								1'49.495	1'49.587				
			79	278,5	15	274,2	8	267,5	11	274,2	11	272,2	7	278,5			8	272,9	19	278,5		
19	J. O'HALLORAN Honda CBR1000RR	AUS	1'48.411				1'50.259	1'50.312	1'48.411													
			33	271,5			15	265,5	10	268,1	8	271,5										
20	O. JEZEK Yamaha YZF R1	CZE	1'48.606		1'52.230	1'49.795	1'49.737	1'49.739	1'48.606							1'49.483	1'49.337	1'50.048				
			87	272,2	7	262,3	13	268,8	7	267,5	8	264,2	6	270,1			19	272,2	8	269,5	19	268,8
21	Y. HERNANDEZ Kawasaki ZX-10RR	COL	1'48.958		1'52.462	1'50.128	1'49.355	1'50.588	1'48.958							1'49.677	1'48.983	1'49.286				
			107	275,6	17	264,8	14	270,1	14	266,8	9	271,5	7	272,9			19	271,5	8	275,6	19	272,2
22	V. LEONOV Kawasaki ZX-10RR	RUS	1'50.062		1'51.893		1'50.974	1'51.022	1'50.062							1'52.067	1'50.105	1'50.119				
			55	272,2	12	268,8		11	268,1	9	270,8	7	272,2			2	254,2	8	270,8	6	270,1	

13/05/2018

These data/results cannot be reproduced, stored and/or transmitted in whole or in part by any manner of electronic, mechanical, photocopying, recording, broadcasting or otherwise now known or herein after developed without the previous express consent by the copyright owner, except for reproduction in daily press and regular printed publications on sale to the public within 60 days of the event related to those data/results and always provided that copyright symbol appears together as follows below.

© DORNA WSBK ORGANIZATION Srl 2018

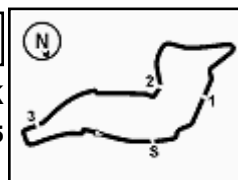
FICR PERUGIA TIMING



Official Tyre Supplier



Official Timekeeper



Imola Circuit 4.936 m

PATA Italian Round, 11-12-13 May 2018

World Superbike - Race Winners

	2015	2016	2017	2018
01 Phillip Island	R1: Rea (Gbr) Kaw R2: Haslam (Gbr) Apr	R1: Rea (Gbr) Kaw R2: Rea (Gbr) Kaw	R1: Rea (Gbr) Kaw R2: Rea (Gbr) Kaw	R1: Melandri (Ita) Duc R2: Melandri (Ita) Duc
02 Chang	R1: Rea (Gbr) Kaw R2: Rea (Gbr) Kaw	R1: Rea (Gbr) Kaw R2: Sykes (Gbr) Kaw	R1: Rea (Gbr) Kaw R2: Rea (Gbr) Kaw	R1: Rea (Gbr) Kaw R2: Davies (Gbr) Duc
03 Motorland Aragon	R1: Rea (Gbr) Kaw R2: Davies (Gbr) Duc	R1: Davies (Gbr) Duc R2: Davies (Gbr) Duc	R1: Rea (Gbr) Kaw R2: Davies (Gbr) Duc	R1: Rea (Gbr) Kaw R2: Davies (Gbr) Duc
04 TT Circuit Assen	R1: Rea (Gbr) Kaw R2: Rea (Gbr) Kaw	R1: Rea (Gbr) Kaw R2: Rea (Gbr) Kaw	R1: Rea (Gbr) Kaw R2: Rea (Gbr) Kaw	R1: Rea (Gbr) Kaw R2: Sykes (Gbr) Kaw
05 Autodromo Imola	R1: Rea (Gbr) Kaw R2: Rea (Gbr) Kaw	R1: Davies (Gbr) Duc R2: Davies (Gbr) Duc	R1: Davies (Gbr) Duc R2: Davies (Gbr) Duc	R1: Rea (Gbr) Kaw R2: Rea (Gbr) Kaw
06 Donington Park	R1: Sykes (Gbr) Kaw R2: Sykes (Gbr) Kaw	R1: Sykes (Gbr) Kaw R2: Sykes (Gbr) Kaw	R1: Sykes (Gbr) Kaw R2: Rea (Gbr) Kaw	
08 Laguna Seca	R1: Davies (Gbr) Duc R2: Davies (Gbr) Duc	R1: Rea (Gbr) Kaw R2: Sykes (Gbr) Kaw	R1: Davies (Gbr) Duc R2: Rea (Gbr) Kaw	
09 Misano World Circuit	R1: Sykes (Gbr) Kaw R2: Rea (Gbr) Kaw	R1: Rea (Gbr) Kaw R2: Rea (Gbr) Kaw	R1: Sykes (Gbr) Kaw R2: Melandri (Ita) Duc	
10 Portimão	R1: Rea (Gbr) Kaw R2: Rea (Gbr) Kaw		R1: Rea (Gbr) Kaw R2: Rea (Gbr) Kaw	
11 Magny-Cours	R1: Rea (Gbr) Kaw R2: Rea (Gbr) Kaw	R1: Davies (Gbr) Duc R2: Davies (Gbr) Duc	R1: Rea (Gbr) Kaw R2: Davies (Gbr) Duc	
13 Losail	R1: Torres (Esp) Apr R2: Haslam (Gbr) Apr	R1: Davies (Gbr) Duc R2: Davies (Gbr) Duc	R1: Rea (Gbr) Kaw R2: Rea (Gbr) Kaw	

2018

- 5 J. Rea
- 2 C. Davies
- 2 M. Melandri
- 1 T. Sykes

ALL TIMES

- | | | | | |
|----------------|-----------------|----------------|------------------|-----------------|
| 59 C. Fogarty | 16 G. Falappa | 8 A. Gobert | 2 D. Chandler | 1 A. Morillas |
| 59 J. Rea | 16 N. Hodgson | 7 B. Bostrom | 2 P. Goddard | 1 G. Goodfellow |
| 52 T. Bayliss | 16 J. Toseland | 5 D. Tardozzi | 2 M. Lucchinelli | 1 P. Picotte |
| 43 N. Haga | 14 J. Kocinski | 5 L. Haslam | 2 M. Dowson | 1 T. Kipp |
| 34 T. Sykes | 14 S. Russell | 4 R. Phillis | 2 K. Magee | 1 A. Meklau |
| 33 T. Corser | 14 B. Spies | 4 Y. Kagayama | 2 H. Izutsu | 1 J. Reynolds |
| 31 C. Edwards | 13 A. Slight | 4 M. Fabrizio | 2 S. Byrne | 1 C. Walker |
| 29 C. Davies | 13 E. Laverty | 3 M. Doohan | 2 M. Neukirchner | 1 N. Hayden |
| 27 D. Polen | 11 S. Mertens | 3 A. Yanagawa | 2 L. Baz | 1 A. Pitt |
| 24 C. Checa | 11 R. Xaus | 3 M. Tamada | 1 A. Ryo | 1 G. McCoy |
| 23 R. Roche | 11 R. Laconi | 3 L. Lanzi | 1 K. Kitagawa | 1 F. Nieto |
| 22 M. Melandri | 10 F. Pirovano | 3 R. Kiyonari | 1 Y. Takeda | 1 A. Barros |
| 21 M. Biaggi | 10 C. Vermeulen | 3 C. Crutchlow | 1 T. Aoki | 1 J. Torres |
| 17 P. Chili | 9 S. Guintoli | 2 M. Lucchiari | 1 J. Whitham | |
| | 8 F. Merkel | 2 T. Rymer | 1 A. Vieira | |

13/05/2018

These data/results cannot be reproduced, stored and/or transmitted in whole or in part by any manner of electronic, mechanical, photocopying, recording, broadcasting or otherwise now known or herein after developed without the previous express consent by the copyright owner, except for reproduction in daily press and regular printed publications on sale to the public within 60 days of the event related to those data/results and always provided that copyright symbol appears together as follows below.

© DORNA WSBK ORGANIZATION Srl 2018

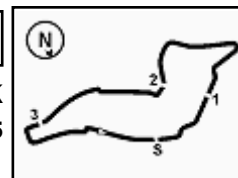
FKR PERUGIA TIMING



Official Tyre Supplier



Official Timekeeper



PATA Italian Round, 11-12-13 May 2018

World Superbike - Team Standings

	February 25 PHILLIP ISLAND	March 25 BURIRAM	April 15 ARAGÓN	April 22 ASSEN	May 13 IMOLA	May 27 DONINGTON PARK	June 10 BRNO	June 24 LAGUNA SECA	July 8 MISANO	September 16 PORTIMÃO	September 30 MAGNY COURS	October 14 VILLICUM	October 27 LOSAIL	
1 Kawasaki Racing Team WorldSBK	346													
REA Jonathan	209	11	20	25	13	25	20	25	20	25	25			
SYKES Tom	137	20	13	10		10	10	13	25	20	16			
2 Aruba.it Racing - Ducati	293 (-53)													
DAVIES Chaz	162	16		16	25	20	25	16	11	13	20			
MELANDRI Marco	131	25	25	8	9	13	16	10	9	16				
3 Pata Yamaha Official WorldSBK Team	205 (-141)													
VAN DER MARK Michael	113	7	9	9	20	11	11	20	16	10				
LOWES Alex	92	10	11	11	16	9	13	4	2	6	10			
4 Barni Racing Team*	124 (-222)													
FORES Xavi	124	13	16	20	11	16		11	13	11	13			
5 Milwaukee Aprilia	71 (-275)													
SAVADORI Lorenzo	33			4	7	1	6	1	6	8				
LAVERTY Eugene	27	8	1	7						4	7			
GIUGLIANO Davide	11					3		3	5					
6 Kawasaki Puccetti Racing*	65 (-281)													
RAZGATLIOGLU Toprak	58	3	6	1	8	7	7	6	7	5	8			
HASLAM Leon	7									7				
7 Red Bull Honda World Superbike Team	59 (-287)													
CAMIER Leon	42	9	10	13	10									
GAGNE Jake	17	4	3		2	4	4							
8 MV Agusta Reparto Corse	52 (-294)													
TORRES Jordi	52		8	6			8	7	10	2	11			
9 GULF ALTHEA BMW Racing Team	52 (-294)													
BAZ Loris	52	5	7	5	4	5	1	9	8	3	5			
10 Aruba.it Racing - Junior Team*	39 (-307)													
RINALDI Michael Ruben	39					8	9		4	9	9			
11 Team GoEleven Kawasaki*	32 (-314)													
RAMOS Román	32	2	5	2	3	6	5	5			4			
12 Orelac Racing VerdNatura*	31 (-315)													
MERCADO Leandro	31	6	4	3			3	8		1	6			
13 TripleM Honda World Superbike Team*	17 (-329)													
JACOBSEN PJ	17		2		6		2	2	3	2				
14 Team Pedercini Racing*	10 (-336)													
HERNANDEZ Yonny	10				5	2					3			
15 Guandalini Racing*	3 (-343)													
JEZEK Ondrej	3	1						1		1				

13/05/2018

* Independent teams

These data/results cannot be reproduced, stored and/or transmitted in whole or in part by any manner of electronic, mechanical, photocopying, recording, broadcasting or otherwise now known or herein after developed without the previous express consent by the copyright owner, except for reproduction in daily press and regular printed publications on sale to the public within 60 days of the event related to those data/results and always provided that copyright symbol appears together as follows below.

© DORNA WSBK ORGANIZATION Srl 2018

PIRELLI PERUGIA TIMING



Official Tyre Supplier



Official Timekeeper

